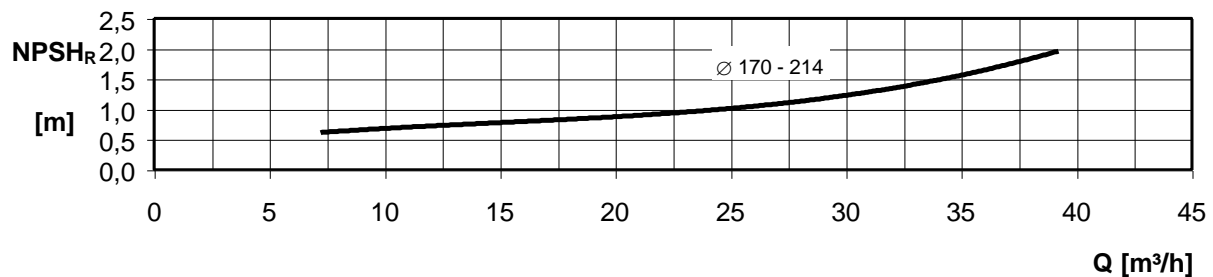
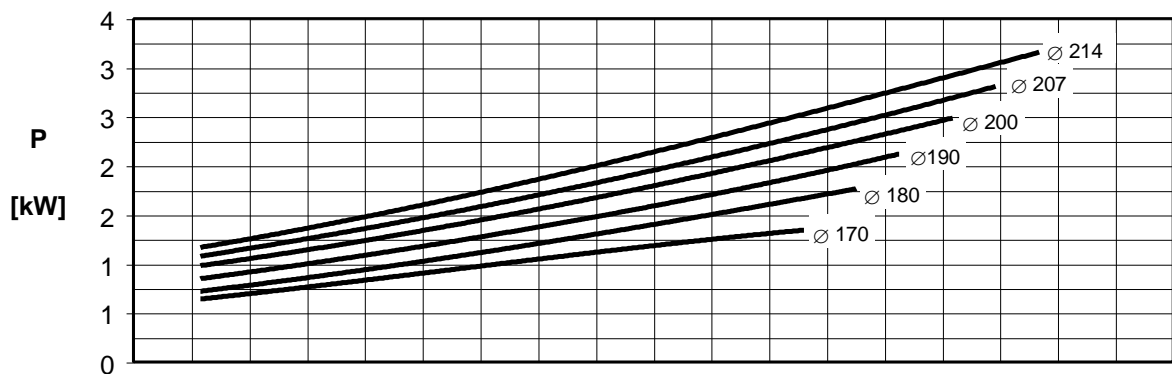
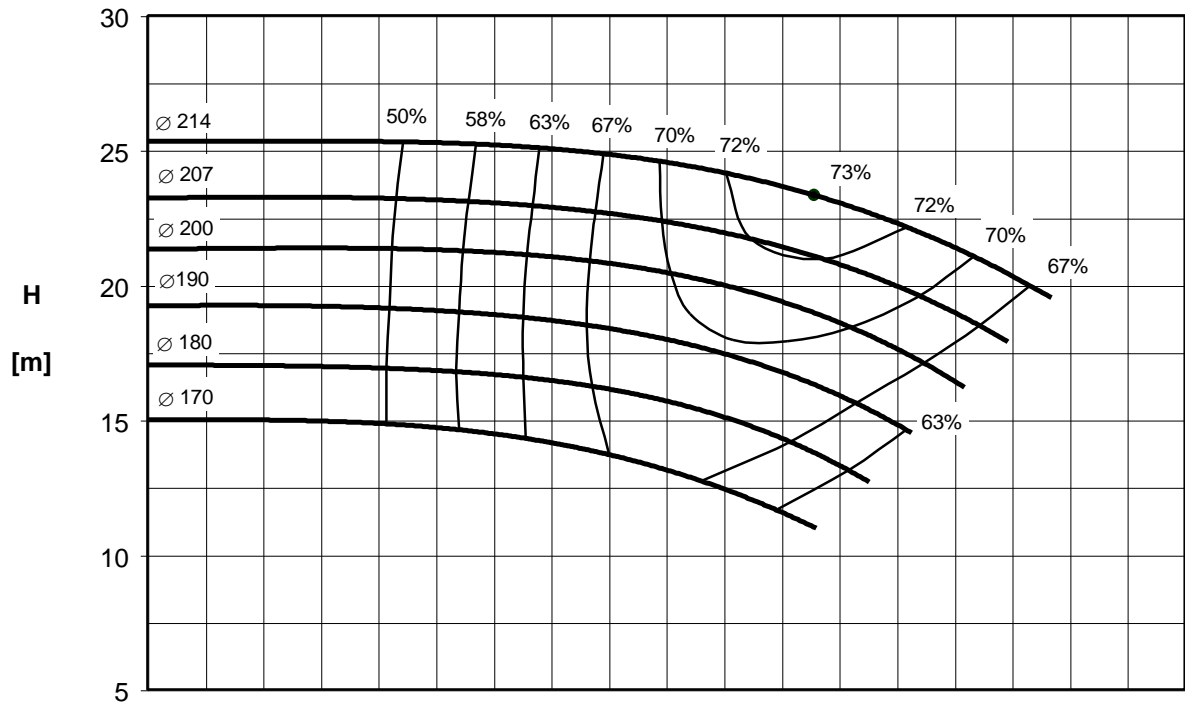


SIHI SuperNova 040200			Nennzahl / nominal speed 1750 min⁻¹				FLOWERVE <small>SIHI® Pumps</small>		
Baureihe / series	ZLND	ZLKD	ZTND	ZTKD					

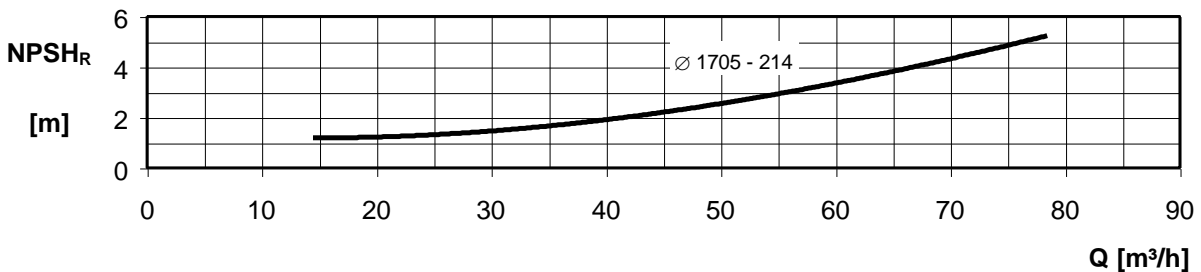
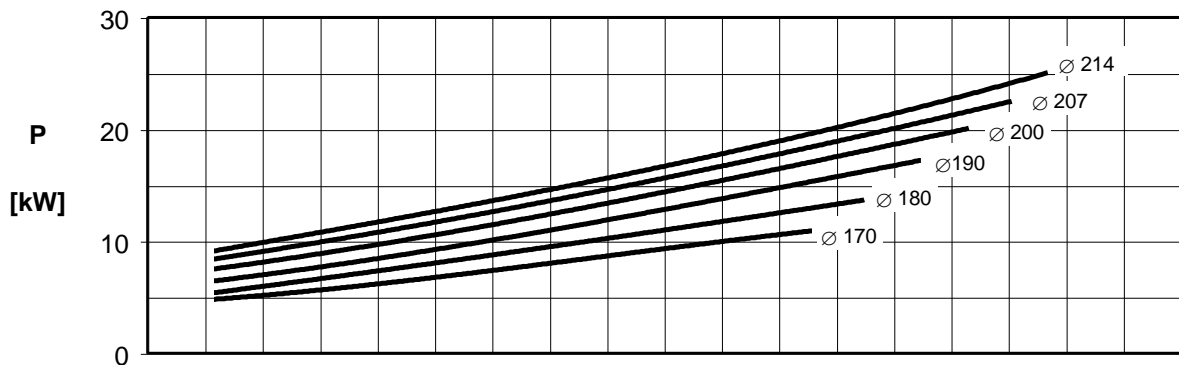
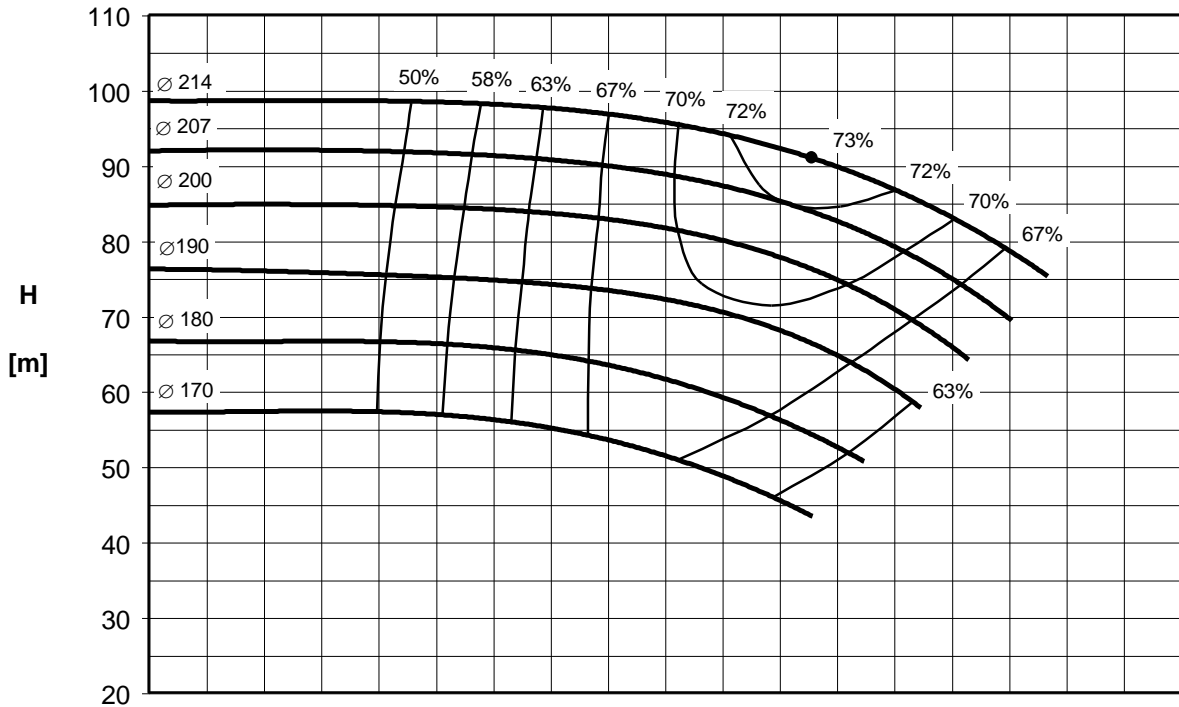


1 m³/h = 3,663 Imp g.p.m. / 4,405 US g.p.m. 1 m = 3,28 ft

Bitte beachten: gültig für: $\rho = 1 \text{ kg/dm}^3$, $v \leq 20 \text{ mm}^2/\text{s}$
 Garantiewerte nach ISO 9906, Anhang A
 NPSHR - garantierte NPSHR Werte erfordern einen Sicherheitszuschlag von mindestens 0,5 m
 Leistungskennlinie berücksichtigt nicht Wirbelstromverluste bei Pumpen mit Magnetkupplung

Please observe: Valid for: $\rho = 1 \text{ kg/dm}^3$, $v \leq 20 \text{ mm}^2/\text{s}$
 Guarantee values according to ISO 9906, Annex A
 NPSHR - for guaranteed NPSHR values, add minimum 0,5 m safety margins on the values read from the curves
 Power consumption does not include Eddy Current Losses for pumps with magnetic drive

SIHI SuperNova 040200			Nenn Drehzahl / nominal speed 3500 min⁻¹				FLOWSERVE <small>SIHI® Pumps</small>		
Baureihe / series	ZLND	ZLKD	ZTND	ZTKD					



1 m³/h = 3,663 Imp g.p.m. / 4,405 US g.p.m. 1 m = 3,28 ft

Bitte beachten: gültig für: $\rho = 1 \text{ kg/dm}^3$, $v \leq 20 \text{ mm}^2/\text{s}$
 Garantiewerte nach ISO 9906, Anhang A
 NPSHR - garantierte NPSHR Werte erfordern einen Sicherheitszuschlag von mindestens 0,5 m
 Leistungskennlinie berücksichtigt nicht Wirbelstromverluste bei Pumpen mit Magnetkupplung

Please observe: Valid for: $\rho = 1 \text{ kg/dm}^3$, $v \leq 20 \text{ mm}^2/\text{s}$
 Guarantee values according to ISO 9906, Annex A
 NPSHR - for guaranteed NPSHR values, add minimum 0,5 m safety margins on the values read from the curves
 Power consumption does not include Eddy Current Losses for pumps with magnetic drive